

DNR ID# 27-0098

Surface Area 175 acres

Volume 1,760 acre-feet

Maximum Depth 31 feet

Mean Depth 10.1 feet

Tributary Area 3,183 acres

Depth Class Shallow

Public Access No

Amenities Fishing pier

Park Access Yes

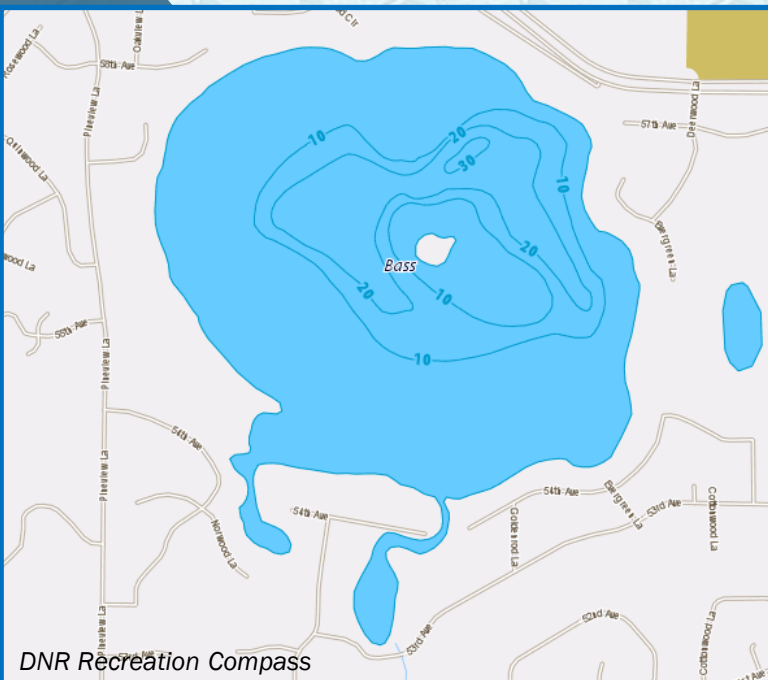
Impaired Nutrients

InvasiveSpecies Milfoil



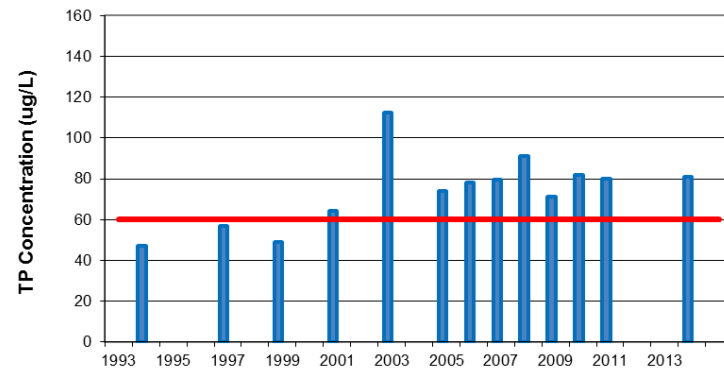
Watershed
Management
Commission
shinglecreek.org

BASS LAKE
PLYMOUTH

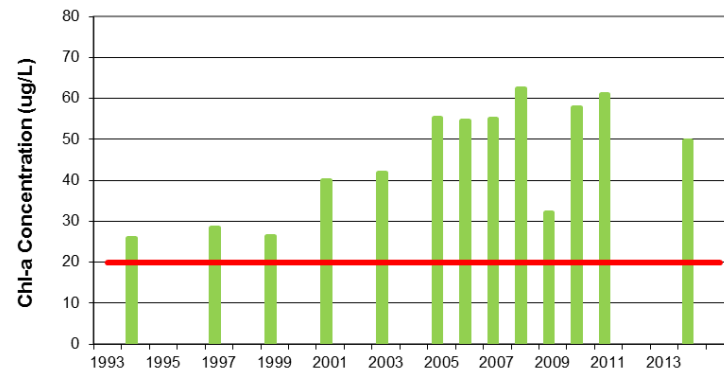


Lake
Report
Card

Bass Lake Total Phosphorus



Bass Lake Chlorophyll-a



Bass Lake Transparency

